

DWO Phillip Island Official Test, 16-17 February 2026
Results Free Practice 2nd Session

Phillip Island 4.445 m

1 / 3

No.	Rider	Nat	Team	Bike	Time	Gap	Rel.	Laps	Speed	
									Avg	Max
1	5 J. MASIA	ESP	Orelac Racing Verdunatura	Ducati Panigale V2	1'32.866			31	172,313	276,7
2	65 P. OETTL	GER	Feel Racing WorldSSP Team	Ducati Panigale V2	1'33.212	0.346	0.346	35	171,673	273,2
3	32 O. BAYLISS	AUS	PTR Triumph Factory Racing	Triumph Street Triple 765 RS	1'33.416	0.550	0.204	31	171,298	272,5
4	70 J. WHATLEY	GBR	Orelac Racing Verdunatura	Ducati Panigale V2	1'33.459	0.593	0.043	27	171,219	272,5
5	94 L. MAHIAS	FRA	GMT94 Yamaha	Yamaha YZF-R9	1'33.635	0.769	0.176	27	170,898	269,1
6	16 A. ZACCONE	ITA	Ecosantagata Althea Racing Team	Ducati Panigale V2	1'33.640	0.774	0.005	13	170,889	272,5
7	69 T. BOOTH-AMOS	GBR	PTR Triumph Factory Racing	Triumph Street Triple 765 RS	1'33.706	0.840	0.066	21	170,768	270,5
8	53 V. DEBISE	FRA	ZXMMOTO Factory Evan Bros Racing	ZXMMOTO 820RR	1'33.719	0.853	0.013	17	170,744	266,5
9	61 C. ONCU	TUR	Pata Yamaha Ten Kate Racing	Yamaha YZF-R9	1'33.723	0.857	0.004	20	170,737	271,8
10	40 M. CASADEI	ITA	D34G WorldSSP Racing Team	Ducati Panigale V2	1'33.791	0.925	0.068	11	170,613	262,6
11	75 A. ARENAS	ESP	AS BLU CRU Racing Team	Yamaha YZF-R9	1'33.806	0.940	0.015	23	170,586	261,9
12	11 M. FERRARI	ITA	WRP Racing	Ducati Panigale V2	1'33.845	0.979	0.039	30	170,515	270,5
13	43 S. JESPERSEN	DEN	EAB Racing Team	Ducati Panigale V2	1'33.912	1.046	0.067	37	170,394	273,9
14	64 F. CARICASULO	ITA	ZXMMOTO Factory Evan Bros Racing	ZXMMOTO 820RR	1'33.922	1.056	0.010	28	170,375	272,5
15	10 L. TACCINI	ITA	Ecosantagata Althea Racing Team	Ducati Panigale V2	1'33.945	1.079	0.023	29	170,334	278,8
16	20 X. CARDELUS	AND	Cerba Yamaha Racing Team	Yamaha YZF-R9	1'33.960	1.094	0.015	32	170,307	267,1
17	37 R. GARCIA	ESP	GMT94 Yamaha	Yamaha YZF-R9	1'34.046	1.180	0.086	35	170,151	271,1
18	50 O. VOSTATEK	CZE	Compos Racing Team	Triumph Street Triple 765 RS	1'34.050	1.184	0.004	26	170,144	268,4
19	31 Y. OKAMOTO	JPN	Pata Yamaha Ten Kate Racing	Yamaha YZF-R9	1'34.250	1.384	0.200	38	169,782	271,8
20	25 O. KONIG	CZE	Compos Racing Team	Triumph Street Triple 765 RS	1'34.333	1.467	0.083	30	169,633	267,8
21	73 J. CRETARO	ITA	Flembo by Racing Development	MV Agusta F3 800 RR	1'34.401	1.535	0.068	21	169,511	261,3
22	52 J. ALCOBA	ESP	Kawasaki WorldSSP Team	Kawasaki ZX-6R 636	1'34.506	1.640	0.105	15	169,323	266,5
23	57 A. MAHENDRA	INA	AS BLU CRU Racing Team	Yamaha YZF-R9	1'35.118	2.252	0.612	6	168,233	258,8
24	91 B. JIMENEZ	ESP	WRP Racing	Ducati Panigale V2	1'35.149	2.283	0.031	30	168,178	264,5
25	7 F. FARIOLI	ITA	VFT Racing Yamaha	Yamaha YZF-R9	1'35.233	2.367	0.084	12	168,030	260,7
26	54 R. ROSSI	ITA	Renzi Corse	Ducati Panigale V2	1'35.241	2.375	0.008	29	168,016	269,8
27	77 D. AEGERTER	SUI	Kawasaki WorldSSP Team	Kawasaki ZX-6R 636	1'35.286	2.420	0.045	30	167,937	269,1
28	88 A. GIOMBINI	ITA	Motozoo by Madforce Dubai	MV Agusta F3 800 RR	1'35.750	2.884	0.464	7	167,123	261,9

Qualifying Lap Time (105% of 1'32.866): 1'37.510

AIR	Humidity:	65%	Temp:	25°C
TRACK	Condition:	Dry	Temp:	39°C

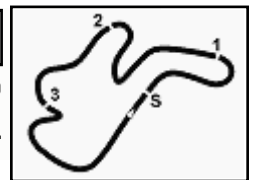
Records	Pole	[SP]	2024 A.Huertas	1'31.407	175,060	Km/h
	Race	[RC1]	2024 Y.Montella	1'31.271	175,320	Km/h
	All Times	[WUP1]	2024 S.Manzi	1'31.249	175,370	Km/h

16/02/2026 Start 13:40 End 15:31 The results are provisional until the end of the time limit for protests and appeals and the completion of the technical checks.

Publication Time: **15:34**

These data/results cannot be reproduced, stored and/or transmitted in whole or in part by any manner of electronic, mechanical, photocopying, recording, broadcasting or otherwise now known or herein after developed without the previous express consent by the copyright owner, except for reproduction in daily press and regular printed publications on sale to the public within 60 days of the event related to those data/results and always provided that copyright symbol appears together as follows below.

© DORNA WSBK ORGANIZATION Srl 2026



DWO Phillip Island Official Test, 16-17 February 2026
Results Free Practice 2nd Session

Session Highlights

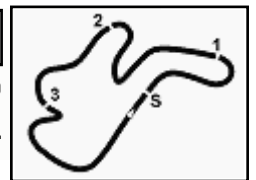
Local Time	No. Rider	Description
13.40.00		Start of Session
13.45.37		Yellow Flag Out - Turn 2
13.45.49	88 A. GIOMBINI	#88 Crashed - Turn 2
13.46.08		Yellow Flag Out - Turn 2
13.46.11		Yellow Flag In - Turn 2
13.46.11		Riders Under Yellow Flag at Turn 2: #50 #64 #70 #43 #65 #52 #88 #11 #40 #20
13.46.17	88 A. GIOMBINI	#88 Rejoined
13.47.51	94 L. MAHIAS	#94 RACELINK GPS IS NOT WORKING WELL. IT MUST BE FIXED
14.18.41		Yellow Flag Out - Turn 10
14.18.41		Yellow Flag Out - Turn 9
14.18.53	88 A. GIOMBINI	#88 Crashed - Turn 9
14.20.22		Yellow Flag In - Turn 9
14.20.22		Riders Under Yellow Flag at Turn 9: #77 #25 #73 #10 #64 #37 #43 #32 #16 #5 #65 #70 #52 #31 #75
14.20.22		Yellow Flag In - Turn 10
14.20.22		Riders Under Yellow Flag at Turn 10: #77 #25 #73 #10 #64 #37 #43 #32 #16 #5 #65 #70 #52 #31 #75
14.20.23		RED FLAG
14.37.08	7 F. FARIOLI	#7 Must immediately leave the track - Technical Problem
14.40.33		Yellow Flag Out - Turn 11-12
14.40.48	16 A. ZACCONE	#16 Crashed - Turn 11
14.42.42		Yellow Flag In - Turn 11-12
14.42.42		Riders Under Yellow Flag at Turn 11-12: #77 #94 #31 #65 #43 #75 #73 #20 #11 #53 #69 #91 #5 #32 #10 #70 #16 #37
14.45.40		Yellow Flag Out - Turn 5
14.45.42		Yellow Flag Out - Turn 4
14.45.48		Yellow Flag Out - Turn 4
14.45.49	40 M. CASADEI	#40 Crashed - Turn 4
14.46.12		Yellow Flag Out - Turn 4
14.46.26		Yellow Flag In - Turn 4
14.46.26		Riders Under Yellow Flag at Turn 4: #52 #64 #70 #50 #25 #32
14.46.49		Yellow Flag In - Turn 5
14.46.49		Riders Under Yellow Flag at Turn 5: #40 #52 #64 #70 #50 #25 #32 #37 #31 #43
15.05.40	7 F. FARIOLI	#7 Black Flag - Technical Problem
15.13.05		Yellow Flag Out - Turn 6
15.13.14		Yellow Flag In - Turn 6
15.13.14		Riders Under Yellow Flag at Turn 6: #37 #69
15.22.08	5 J. MASIA	#5 Technical Problem - Rider is slowing down
15.31.47		End of Session

16/02/2026 Start 13:40 End 15:31 The results are provisional until the end of the time limit for protests and appeals and the completion of the technical checks.

Publication Time: 15:34

These data/results cannot be reproduced, stored and/or transmitted in whole or in part by any manner of electronic, mechanical, photocopying, recording, broadcasting or otherwise now known or herein after developed without the previous express consent by the copyright owner, except for reproduction in daily press and regular printed publications on sale to the public within 60 days of the event related to those data/results and always provided that copyright symbol appears together as follows below.

© DORNA WSBK ORGANIZATION Srl 2026



DWO Phillip Island Official Test, 16-17 February 2026
Results Free Practice 2nd Session

Fastest Laps Sequence

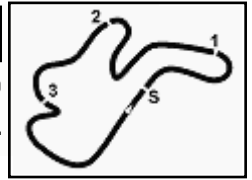
No.	Rider	Nat	Team	Bike	Local Time	Time	Gap	Avg
64	F. CARICASULO	ITA	ZXMOTO Factory Evan Bros Racing	ZXMOTO 820RR	13:43'49.472	1'38.904		161,793
43	S. JESPERSEN	DEN	EAB Racing Team	Ducati Panigale V2	13:44'02.380	1'35.818	-3.086	167,004
52	J. ALCOBA	ESP	Kawasaki WorldSSP Team	Kawasaki ZX-6R 636	13:44'09.581	1'35.500	-0.318	167,560
11	M. FERRARI	ITA	WRP Racing	Ducati Panigale V2	13:44'14.679	1'34.949	-0.551	168,533
61	C. ONCU	TUR	Pata Yamaha Ten Kate Racing	Yamaha YZF-R9	13:44'56.138	1'33.921	-1.028	170,377
61	C. ONCU	TUR	Pata Yamaha Ten Kate Racing	Yamaha YZF-R9	13:48'13.279	1'33.821	-0.100	170,559
5	J. MASIA	ESP	Orelac Racing Verdnatura	Ducati Panigale V2	13:50'48.301	1'33.380	-0.441	171,364
5	J. MASIA	ESP	Orelac Racing Verdnatura	Ducati Panigale V2	14:18'19.465	1'33.368	-0.012	171,386
5	J. MASIA	ESP	Orelac Racing Verdnatura	Ducati Panigale V2	14:36'05.430	1'33.328	-0.040	171,460
65	P. OETTL	GER	Feel Racing WorldSSP Team	Ducati Panigale V2	14:39'37.882	1'33.212	-0.116	171,673
5	J. MASIA	ESP	Orelac Racing Verdnatura	Ducati Panigale V2	15:06'33.789	1'32.954	-0.258	172,150
5	J. MASIA	ESP	Orelac Racing Verdnatura	Ducati Panigale V2	15:08'06.655	1'32.866	-0.088	172,313

16/02/2026 Start 13:40 End 15:31 The results are provisional until the end of the time limit for protests and appeals and the completion of the technical checks.

Publication Time: **15:34**

These data/results cannot be reproduced, stored and/or transmitted in whole or in part by any manner of electronic, mechanical, photocopying, recording, broadcasting or otherwise now known or herein after developed without the previous express consent by the copyright owner, except for reproduction in daily press and regular printed publications on sale to the public within 60 days of the event related to those data/results and always provided that copyright symbol appears together as follows below.

© DORNA WSBK ORGANIZATION Srl 2026



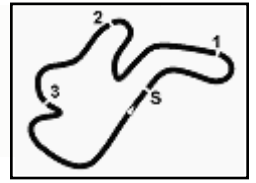
DWO Phillip Island Official Test, 16-17 February 2026
Monday Free Practice

No.	Rider	Nat	Team	Bike	FP1	FP2	Time	Gap	Rel.	Avg	LL
1	5 J. MASIA	ESP	Drelac Racing Verdnatura	Ducati Panigale V2	1'32.541	1'32.866	1'32.541			172,918	50
2	32 D. BAYLISS	AUS	PTR Triumph Factory Racing	Triumph Street Triple 765 RS	1'32.885	1'33.416	1'32.885	0.344	0.344	172,278	58
3	65 P. OETTL	GER	Feel Racing WorldSSP Team	Ducati Panigale V2	1'32.991	1'33.212	1'32.991	0.450	0.106	172,081	64
4	61 C. ONCU	TUR	Pata Yamaha Ten Kate Racing	Yamaha YZF-R9	1'33.123	1'33.723	1'33.123	0.582	0.132	171,837	56
5	50 D. VOSTATEK	CZE	Compos Racing Team	Triumph Street Triple 765 RS	1'33.165	1'34.050	1'33.165	0.624	0.042	171,760	49
6	37 R. GARCIA	ESP	GMT94 Yamaha	Yamaha YZF-R9	1'33.371	1'34.046	1'33.371	0.830	0.206	171,381	75
7	40 M. CASADEI	ITA	D34G WorldSSP Racing Team	Ducati Panigale V2	1'33.441	1'33.791	1'33.441	0.900	0.070	171,252	35
8	70 J. WHATLEY	GBR	Drelac Racing Verdnatura	Ducati Panigale V2	1'33.470	1'33.459	1'33.459	0.918	0.018	171,219	60
9	69 T. BOOTH-AMOS	GBR	PTR Triumph Factory Racing	Triumph Street Triple 765 RS	1'33.612	1'33.706	1'33.612	1.071	0.153	170,940	45
10	94 L. MAHIAS	FRA	GMT94 Yamaha	Yamaha YZF-R9	1'33.952	1'33.635	1'33.635	1.094	0.023	170,898	35
11	16 A. ZACCONE	ITA	Ecosantagata Althea Racing Team	Ducati Panigale V2	1'34.089	1'33.640	1'33.640	1.099	0.005	170,889	43
12	53 V. DEBISE	FRA	ZXMOTO Factory Evan Bros Racing	ZXMOTO 820RR	1'33.758	1'33.719	1'33.719	1.178	0.079	170,744	33
13	75 A. ARENAS	ESP	AS BLU CRU Racing Team	Yamaha YZF-R9	1'33.941	1'33.806	1'33.806	1.265	0.087	170,586	43
14	11 M. FERRARI	ITA	WRP Racing	Ducati Panigale V2	1'34.167	1'33.845	1'33.845	1.304	0.039	170,515	53
15	73 J. CRETARO	ITA	Flembo by Racing Development	MV Agusta F3 800 RR	1'33.876	1'34.401	1'33.876	1.335	0.031	170,459	46
16	43 S. JESPERSEN	DEN	EAB Racing Team	Ducati Panigale V2	1'33.985	1'33.912	1'33.912	1.371	0.036	170,394	64
17	64 F. CARICASULO	ITA	ZXMOTO Factory Evan Bros Racing	ZXMOTO 820RR	1'34.267	1'33.922	1'33.922	1.381	0.010	170,375	47
18	10 L. TACCINI	ITA	Ecosantagata Althea Racing Team	Ducati Panigale V2	1'34.532	1'33.945	1'33.945	1.404	0.023	170,334	49
19	20 X. CARDELUS	AND	Cerba Yamaha Racing Team	Yamaha YZF-R9	1'34.229	1'33.960	1'33.960	1.419	0.015	170,307	63
20	52 J. ALCOBA	ESP	Kawasaki WorldSSP Team	Kawasaki ZX-6R 636	1'33.985	1'34.506	1'33.985	1.444	0.025	170,261	37
21	25 D. KONIG	CZE	Compos Racing Team	Triumph Street Triple 765 RS	1'34.054	1'34.333	1'34.054	1.513	0.069	170,136	65
22	77 D. AEGERTER	SUI	Kawasaki WorldSSP Team	Kawasaki ZX-6R 636	1'34.206	1'35.286	1'34.206	1.665	0.152	169,862	59
23	31 Y. OKAMOTO	JPN	Pata Yamaha Ten Kate Racing	Yamaha YZF-R9	1'35.691	1'34.250	1'34.250	1.709	0.044	169,782	67
24	57 A. MAHENDRA	INA	AS BLU CRU Racing Team	Yamaha YZF-R9	1'34.274	1'35.118	1'34.274	1.733	0.024	169,739	29
25	7 F. FARIOLI	ITA	VFT Racing Yamaha	Yamaha YZF-R9	1'34.402	1'35.233	1'34.402	1.861	0.128	169,509	35
26	91 B. JIMENEZ	ESP	WRP Racing	Ducati Panigale V2	1'34.754	1'35.149	1'34.754	2.213	0.352	168,879	62
27	54 R. ROSSI	ITA	Renzi Corse	Ducati Panigale V2	1'34.924	1'35.241	1'34.924	2.383	0.170	168,577	54
28	88 A. GIOMBINI	ITA	Motozoo by Madforce Dubai	MV Agusta F3 800 RR	1'35.186	1'35.750	1'35.186	2.645	0.262	168,113	30

16/02/2026

These data/results cannot be reproduced, stored and/or transmitted in whole or in part by any manner of electronic, mechanical, photocopying, recording, broadcasting or otherwise now known or herein after developed without the previous express consent by the copyright owner, except for reproduction in daily press and regular printed publications on sale to the public within 60 days of the event related to those data/results and always provided that copyright symbol appears together as follows below.

© DORNA WSBK ORGANIZATION Srl 2026



Phillip Island 4.445 m

DWO Phillip Island Official Test, 16-17 February 2026
Ideal Times Free Practice 2nd Session

No.	Rider	Nat	Bike	Seg. 1	Seg. 2	Seg. 3	Seg. 4	Ideal Time		
				Diff. 1	Diff. 2	Diff. 3	Diff. 4	Best Lap	Pos.	Diff.
1	5 J. MASIA	ESP	Ducati Panigale V2	24.602	24.383	14.864 +0.067	28.950	1'32.799 1'32.866	1	0.067
2	65 P. DETTL	GER	Ducati Panigale V2	24.699 +0.165	24.436	14.917	28.982 +0.013	1'33.034 1'33.212	2	0.178
3	32 D. BAYLISS	AUS	Triumph Street Triple 765 RS	24.612	24.548 +0.096	14.936 +0.110	28.984 +0.130	1'33.080 1'33.416	3	0.336
4	70 J. WHATLEY	GBR	Ducati Panigale V2	24.725	24.592 +0.198	14.924 +0.019	29.001	1'33.242 1'33.459	4	0.217
5	16 A. ZACCONI	ITA	Ducati Panigale V2	24.666 +0.272	24.674	14.911 +0.008	29.109	1'33.360 1'33.640	6	0.280
6	53 V. DEBISE	FRA	ZXMOTO 820RR	24.801	24.429	14.945 +0.116	29.187 +0.241	1'33.362 1'33.719	8	0.357
7	94 L. MAHIAS	FRA	Yamaha YZF-R9	24.894 +0.044	24.650	14.957	29.060 +0.030	1'33.561 1'33.635	5	0.074
8	64 F. CARICASULO	ITA	ZXMOTO 820RR	24.870 +0.145	24.388	15.125 +0.044	29.180 +0.170	1'33.563 1'33.922	14	0.359
9	61 C. ONCU	TUR	Yamaha YZF-R9	24.878 +0.016	24.547 +0.143	14.949	29.190	1'33.564 1'33.723	9	0.159
10	40 M. CASADEI	ITA	Ducati Panigale V2	24.924 +0.123	24.570 +0.065	14.950 +0.026	29.133	1'33.577 1'33.791	10	0.214
11	75 A. ARENAS	ESP	Yamaha YZF-R9	24.980	24.488 +0.110	14.990 +0.006	29.232	1'33.690 1'33.806	11	0.116
12	20 X. CARDELUS	AND	Yamaha YZF-R9	24.895 +0.050	24.674 +0.121	15.052 +0.073	29.076 +0.019	1'33.697 1'33.960	16	0.263
13	69 T. BOOTH-AMOS	GBR	Triumph Street Triple 765 RS	24.940 +0.002	24.598	15.005	29.161	1'33.704 1'33.706	7	0.002
14	43 S. JESPERSEN	DEN	Ducati Panigale V2	24.836 +0.159	24.741	15.032 +0.023	29.121	1'33.730 1'33.912	13	0.182
15	11 M. FERRARI	ITA	Ducati Panigale V2	24.894	24.739	15.048 +0.107	29.057	1'33.738 1'33.845	12	0.107
16	37 R. GARCIA	ESP	Yamaha YZF-R9	24.990 +0.130	24.467	15.078	29.216 +0.165	1'33.751 1'34.046	17	0.295
17	10 L. TACCINI	ITA	Ducati Panigale V2	24.926 +0.035	24.723	15.032 +0.038	29.191	1'33.872 1'33.945	15	0.073
18	50 D. VOSTATEK	CZE	Triumph Street Triple 765 RS	25.062 +0.037	24.688 +0.084	14.935 +0.005	29.239	1'33.924 1'34.050	18	0.126
19	25 D. KONIG	CZE	Triumph Street Triple 765 RS	25.098 +0.020	24.794 +0.096	15.133 +0.038	29.154	1'34.179 1'34.333	20	0.154
20	31 Y. OKAMOTO	JPN	Yamaha YZF-R9	25.076 +0.045	24.802	14.955	29.372	1'34.205 1'34.250	19	0.045
21	73 J. CRETARO	ITA	MV Agusta F3 800 RR	25.147	24.814 +0.029	15.006 +0.083	29.322	1'34.289 1'34.401	21	0.112
22	52 J. ALCOBA	ESP	Kawasaki ZX-6R 636	25.096 +0.082	24.715	15.090	29.417 +0.106	1'34.318 1'34.506	22	0.188
23	57 A. MAHENDRA	INA	Yamaha YZF-R9	25.244	24.871	15.139 +0.025	29.599 +0.240	1'34.853 1'35.118	23	0.265
24	54 R. ROSSI	ITA	Ducati Panigale V2	25.263	24.926 +0.061	15.223 +0.106	29.529 +0.133	1'34.941 1'35.241	26	0.300
25	7 F. FARIOLI	ITA	Yamaha YZF-R9	25.282 +0.020	24.763 +0.243	15.222	29.703	1'34.970 1'35.233	25	0.263
26	91 B. JIMENEZ	ESP	Ducati Panigale V2	25.460 +0.028	24.744 +0.057	15.328 +0.017	29.509 +0.006	1'35.041 1'35.149	24	0.108
27	77 D. AEGERTER	SUI	Kawasaki ZX-6R 636	25.195 +0.055	24.932	15.264 +0.087	29.667 +0.086	1'35.058 1'35.286	27	0.228
28	88 A. GIOMBINI	ITA	MV Agusta F3 800 RR	25.334 +0.345	24.972 +0.091	15.124 +0.140	29.744	1'35.174 1'35.750	28	0.576
Overall Ideal Time				24.602	24.383	14.864	28.950	1'32.799		

16/02/2026

These data/results cannot be reproduced, stored and/or transmitted in whole or in part by any manner of electronic, mechanical, photocopying, recording, broadcasting or otherwise now known or herein after developed without the previous express consent by the copyright owner, except for reproduction in daily press and regular printed publications on sale to the public within 60 days of the event related to those data/results and always provided that copyright symbol appears together as follows below.

© DORNA WSBK ORGANIZATION Srl 2026

FICR PERUGIA TIMING



DWO Phillip Island Official Test, 16-17 February 2026
Best Sectors & Speed Free Practice 2nd Session

BEST LAP		
1	5	J. MASIA Ducati Panigale V2 1'32.866
2	65	P. OETTL Ducati Panigale V2 1'33.212
3	32	D. BAYLISS Triumph Street Triple 765 RS 1'33.416
4	70	J. WHATLEY Ducati Panigale V2 1'33.459
5	94	L. MAHIAS Yamaha YZF-R9 1'33.635
6	16	A. ZACCONE Ducati Panigale V2 1'33.640
7	69	T. BOOTH-AMOS Triumph Street Triple 765 RS 1'33.706
8	53	V. DEBISE ZXMOTO 820RR 1'33.719
9	61	C. ONCU Yamaha YZF-R9 1'33.723
10	40	M. CASADEI Ducati Panigale V2 1'33.791
11	75	A. ARENAS Yamaha YZF-R9 1'33.806
12	11	M. FERRARI Ducati Panigale V2 1'33.845
13	43	S. JESPERSEN Ducati Panigale V2 1'33.912
14	64	F. CARICASULO ZXMOTO 820RR 1'33.922
15	10	L. TACCINI Ducati Panigale V2 1'33.945
16	20	X. CARDELLUS Yamaha YZF-R9 1'33.960
17	37	R. GARCIA Yamaha YZF-R9 1'34.046
18	50	D. VOSTATEK Triumph Street Triple 765 RS 1'34.050
19	31	Y. OKAMOTO Yamaha YZF-R9 1'34.250
20	25	D. KONIG Triumph Street Triple 765 RS 1'34.333
21	73	J. CRETARO MV Agusta F3 800 RR 1'34.401
22	52	J. ALCOBA Kawasaki ZX-6R 636 1'34.506
23	57	A. MAHENDRA Yamaha YZF-R9 1'35.118
24	91	B. JIMENEZ Ducati Panigale V2 1'35.149
25	7	F. FARIOLI Yamaha YZF-R9 1'35.233
26	54	R. ROSSI Ducati Panigale V2 1'35.241
27	77	D. AEGERTER Kawasaki ZX-6R 636 1'35.286
28	88	A. GIOMBINI MV Agusta F3 800 RR 1'35.750

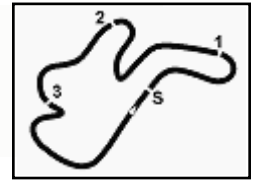
SPEED		
1	10	L. TACCINI Ducati Panigale V2 278,8
2	5	J. MASIA Ducati Panigale V2 276,7
3	43	S. JESPERSEN Ducati Panigale V2 273,9
4	65	P. OETTL Ducati Panigale V2 273,2
5	16	A. ZACCONE Ducati Panigale V2 272,5
6	32	D. BAYLISS Triumph Street Triple 765 RS 272,5
7	64	F. CARICASULO ZXMOTO 820RR 272,5
8	70	J. WHATLEY Ducati Panigale V2 272,5
9	61	C. ONCU Yamaha YZF-R9 271,8
10	31	Y. OKAMOTO Yamaha YZF-R9 271,8
11	37	R. GARCIA Yamaha YZF-R9 271,1
12	11	M. FERRARI Ducati Panigale V2 270,5
13	69	T. BOOTH-AMOS Triumph Street Triple 765 RS 270,5
14	54	R. ROSSI Ducati Panigale V2 269,8
15	94	L. MAHIAS Yamaha YZF-R9 269,1
16	77	D. AEGERTER Kawasaki ZX-6R 636 269,1
17	50	D. VOSTATEK Triumph Street Triple 765 RS 268,4
18	25	D. KONIG Triumph Street Triple 765 RS 267,8
19	20	X. CARDELLUS Yamaha YZF-R9 267,1
20	52	J. ALCOBA Kawasaki ZX-6R 636 266,5
21	53	V. DEBISE ZXMOTO 820RR 266,5
22	91	B. JIMENEZ Ducati Panigale V2 264,5
23	40	M. CASADEI Ducati Panigale V2 262,6
24	88	A. GIOMBINI MV Agusta F3 800 RR 261,9
25	75	A. ARENAS Yamaha YZF-R9 261,9
26	73	J. CRETARO MV Agusta F3 800 RR 261,3
27	7	F. FARIOLI Yamaha YZF-R9 260,7
28	57	A. MAHENDRA Yamaha YZF-R9 258,8

SEG. 1			SEG. 2			SEG. 3			SEG. 4		
1	5	J. MASIA 24.602	1	5	J. MASIA 24.383	1	5	J. MASIA 14.864	1	5	J. MASIA 28.950
2	32	D. BAYLISS 24.612	2	64	F. CARICASULO 24.388	2	16	A. ZACCONE 14.911	2	65	P. OETTL 28.982
3	16	A. ZACCONE 24.666	3	53	V. DEBISE 24.429	3	65	P. OETTL 14.917	3	32	D. BAYLISS 28.984
4	65	P. OETTL 24.699	4	65	P. OETTL 24.436	4	70	J. WHATLEY 14.924	4	70	J. WHATLEY 29.001
5	70	J. WHATLEY 24.725	5	37	R. GARCIA 24.467	5	50	D. VOSTATEK 14.935	5	11	M. FERRARI 29.057
6	53	V. DEBISE 24.801	6	75	A. ARENAS 24.488	6	32	D. BAYLISS 14.936	6	94	L. MAHIAS 29.060
7	43	S. JESPERSEN 24.836	7	61	C. ONCU 24.547	7	53	V. DEBISE 14.945	7	20	X. CARDELLUS 29.076
8	64	F. CARICASULO 24.870	8	32	D. BAYLISS 24.548	8	61	C. ONCU 14.949	8	16	A. ZACCONE 29.109
9	61	C. ONCU 24.878	9	40	M. CASADEI 24.570	9	40	M. CASADEI 14.950	9	43	S. JESPERSEN 29.121
10	94	L. MAHIAS 24.894	10	70	J. WHATLEY 24.592	10	31	Y. OKAMOTO 14.955	10	40	M. CASADEI 29.133
11	11	M. FERRARI 24.894	11	69	T. BOOTH-AMOS 24.598	11	94	L. MAHIAS 14.957	11	25	D. KONIG 29.154
12	20	X. CARDELLUS 24.895	12	94	L. MAHIAS 24.650	12	75	A. ARENAS 14.990	12	69	T. BOOTH-AMOS 29.161
13	40	M. CASADEI 24.924	13	16	A. ZACCONE 24.674	13	69	T. BOOTH-AMOS 15.005	13	64	F. CARICASULO 29.180
14	10	L. TACCINI 24.926	14	20	X. CARDELLUS 24.674	14	73	J. CRETARO 15.006	14	53	V. DEBISE 29.187
15	69	T. BOOTH-AMOS 24.940	15	50	D. VOSTATEK 24.688	15	10	L. TACCINI 15.032	15	61	C. ONCU 29.190
16	75	A. ARENAS 24.980	16	52	J. ALCOBA 24.715	16	43	S. JESPERSEN 15.032	16	10	L. TACCINI 29.191
17	37	R. GARCIA 24.990	17	10	L. TACCINI 24.723	17	11	M. FERRARI 15.048	17	37	R. GARCIA 29.216
18	50	D. VOSTATEK 25.062	18	11	M. FERRARI 24.739	18	20	X. CARDELLUS 15.052	18	75	A. ARENAS 29.232
19	31	Y. OKAMOTO 25.076	19	43	S. JESPERSEN 24.741	19	37	R. GARCIA 15.078	19	50	D. VOSTATEK 29.239
20	52	J. ALCOBA 25.096	20	91	B. JIMENEZ 24.744	20	52	J. ALCOBA 15.090	20	73	J. CRETARO 29.322
21	25	D. KONIG 25.098	21	7	F. FARIOLI 24.763	21	88	A. GIOMBINI 15.124	21	31	Y. OKAMOTO 29.372
22	73	J. CRETARO 25.147	22	25	D. KONIG 24.794	22	64	F. CARICASULO 15.125	22	52	J. ALCOBA 29.417
23	77	D. AEGERTER 25.195	23	31	Y. OKAMOTO 24.802	23	25	D. KONIG 15.133	23	91	B. JIMENEZ 29.509
24	57	A. MAHENDRA 25.244	24	73	J. CRETARO 24.814	24	57	A. MAHENDRA 15.139	24	54	R. ROSSI 29.529
25	54	R. ROSSI 25.263	25	57	A. MAHENDRA 24.871	25	7	F. FARIOLI 15.222	25	57	A. MAHENDRA 29.599
26	7	F. FARIOLI 25.282	26	54	R. ROSSI 24.926	26	54	R. ROSSI 15.223	26	77	D. AEGERTER 29.667
27	88	A. GIOMBINI 25.334	27	77	D. AEGERTER 24.932	27	77	D. AEGERTER 15.264	27	7	F. FARIOLI 29.703
28	91	B. JIMENEZ 25.460	28	88	A. GIOMBINI 24.972	28	91	B. JIMENEZ 15.328	28	88	A. GIOMBINI 29.744

16/02/2026

These data/results cannot be reproduced, stored and/or transmitted in whole or in part by any manner of electronic, mechanical, photocopying, recording, broadcasting or otherwise now known or herein after developed without the previous express consent by the copyright owner, except for reproduction in daily press and regular printed publications on sale to the public within 60 days of the event related to those data/results and always provided that copyright symbol appears together as follows below.

© DORNA WSBK ORGANIZATION Srl 2026



Phillip Island 4.445 m

DWO Phillip Island Official Test, 16-17 February 2026
Chronological Analysis Free Practice 2nd Session

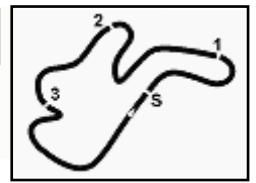
4	25.551	25.231	15.504	30.190	1'36.476	265,8	13:48'12.740
5	25.726	26.452	15.463	29.965	1'37.606	263,2	13:49'50.346
6	25.305	25.076	15.264	29.682	1'35.327	269,1	13:51'25.673
7	25.867	26.243	15.827	20'06.819	21'14.756P	265,1	14:12'40.429
8	34.540	25.954	15.819	30.510	1'46.823P		14:14'27.252
9	25.677	25.779	15.607	30.262	1'37.325	262,6	14:16'04.577
10	25.703	25.419	15.547	30.047	1'36.716	261,9	14:17'41.293
11	25.789	25.303	15.558	30.369	1'37.019C	263,9	14:19'18.312
12	25.436	25.299	16.075	14'08.144	15'14.954CP	263,2	14:34'33.266
13	33.357	26.111	15.703	30.416	1'45.587P		14:36'18.853
14	25.575	25.540	15.597	30.066	1'36.778	264,5	14:37'55.631
15	25.409	25.143	15.491	29.952	1'35.995	262,6	14:39'31.626
16	25.429	25.111	15.437	30.139	1'36.116C	262,6	14:41'07.742
17	25.442	31.553	17.796	16'18.165	17'32.956CP	262,6	14:58'40.698
18	33.306	26.555	15.752	31.940	1'47.553P		15:00'28.251
19	25.507	25.144	15.401	29.667	1'35.719	263,2	15:02'03.970
20	25.454	25.081	15.432	29.784	1'35.751	262,6	15:03'39.721
21	25.450	25.131	15.407	29.889	1'35.877	261,9	15:05'15.598
22	25.343	25.357	15.459	31.586	1'37.745	263,2	15:06'53.343
23	25.195	25.138	15.344	29.797	1'35.474	268,4	15:08'28.817
24	25.386	25.170	15.407	29.974	1'35.937	265,8	15:10'04.754
25	25.430	25.975	16.607	11'04.978	12'12.990P	263,9	15:22'17.744
26	36.201	31.098	16.019	30.910	1'54.228P		15:24'11.972
27	25.388	25.048	15.364	29.757	1'35.557	263,9	15:25'47.529
28	25.240	25.023	15.344	29.894	1'35.501	263,9	15:27'23.030
29	25.250	24.932	15.351	29.753	1'35.286	265,1	15:28'58.316
30	25.220	24.997	15.298	29.783	1'35.298	266,5	15:30'33.614

28° 88 A. GIOMBINI [1'35.750]							
Lap	Seg.1	Seg.2	Seg.3	Seg.4	Lap Time	km/h	Local Time
							13:41'54.007
1	32.749	27.366	15.680	30.286	1'46.081P		13:43'40.088
2	25.861	25.349	15.382	30.299	1'36.891	258,8	13:45'16.979
3	1'06.399	38.579	23.710	23'25.765	25'34.453CP	260,0	14:10'51.432
4	32.293	25.498	15.260	30.283	1'43.334P		14:12'34.766
5	25.792	25.611	15.231	29.979	1'36.613	257,6	14:14'11.379
6	25.594	25.538	15.124	29.860	1'36.116	260,0	14:15'47.495
7	25.679	25.063	15.264	29.744	1'35.750	260,0	14:17'23.245

16/02/2026 P = Pits In/Out - C = Lap Time Cancelled

These data/results cannot be reproduced, stored and/or transmitted in whole or in part by any manner of electronic, mechanical, photocopying, recording, broadcasting or otherwise now known or herein after developed without the previous express consent by the copyright owner, except for reproduction in daily press and regular printed publications on sale to the public within 60 days of the event related to those data/results and always provided that copyright symbol appears together as follows below.

© DORNA WSBK ORGANIZATION Srl 2026



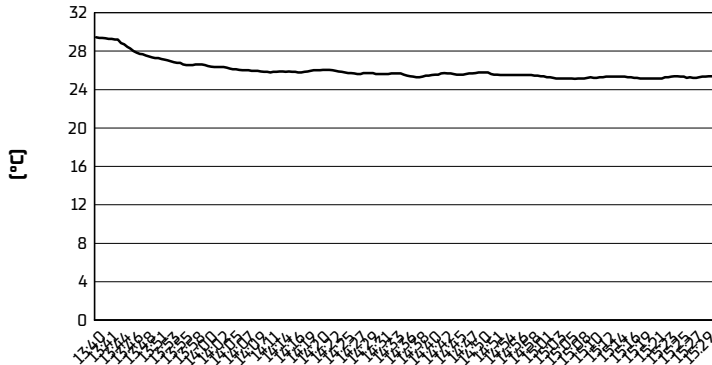
Phillip Island 4.445 m

DWO Phillip Island Official Test, 16-17 February 2026


Weather Report Free Practice 2nd Session

Session started 13:40 - Session ended 15:31


Air Temperature



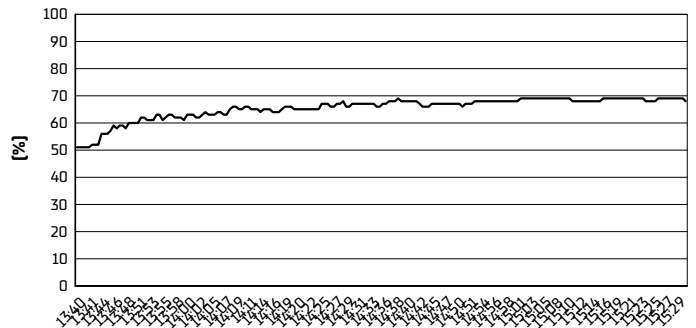
Track Temperature



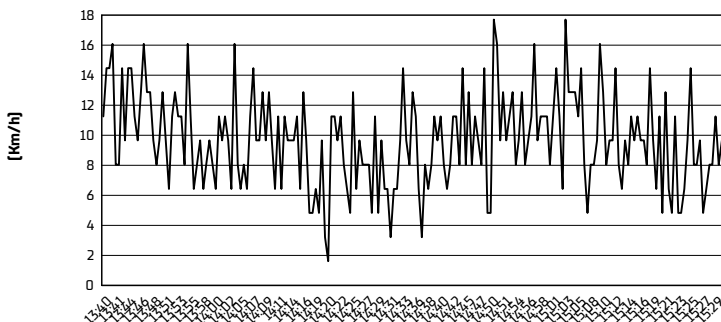
Air Pressure



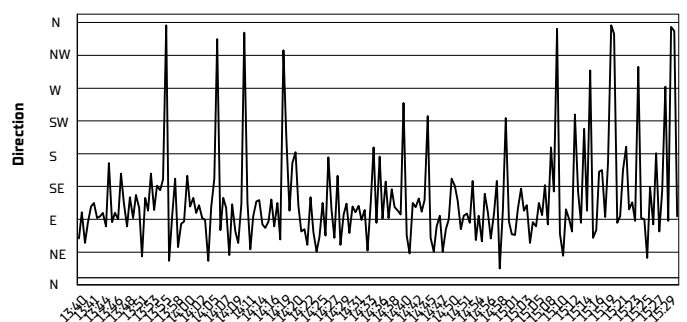
Humidity



Wind Speed



Wind Direction



16/02/2026

These data/results cannot be reproduced, stored and/or transmitted in whole or in part by any manner of electronic, mechanical, photocopying, recording, broadcasting or otherwise now known or herein after developed without the previous express consent by the copyright owner, except for reproduction in daily press and regular printed publications on sale to the public within 60 days of the event related to those data/results and always provided that copyright symbol appears together as follows below.

© DORNA WSBK ORGANIZATION Srl 2026